


Student Name:

Kindergarten Packet





Rhyming Words



For each word below, find three rhyming words.

cat 1 _____ 2 _____ 3 _____

dog 1 _____ 2 _____ 3 _____

pen 1 _____ 2 _____ 3 _____

man 1 _____ 2 _____ 3 _____

bed 1 _____ 2 _____ 3 _____

bun 1 _____ 2 _____ 3 _____

bell 1 _____ 2 _____ 3 _____

hair 1 _____ 2 _____ 3 _____

ring 1 _____ 2 _____ 3 _____

snake 1 _____ 2 _____ 3 _____







meat 1 _____ 2 _____ 3 _____

Name _____











Date _____

Rhyming Words


There are 3 pictures in each box. Two of the pictures rhyme and one does not. Find the two pictures that rhyme and color them. Draw an X over the picture that does not rhyme.


Draw lines to connect the rhyming pictures.

Draw something that rhymes with rug.



Draw something that rhymes with sit.





Rhyming Pairs



Draw a line to connect each word on the left with its rhyming partner on the right.

Example Pair: Cat and Mat

Cat

Hug

Fox

Mat

Bee

Sing

Sun

Box

Bug

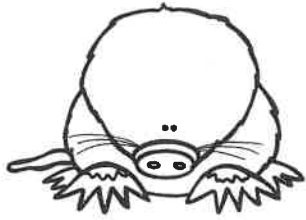
Car

Star


Tree

Ring



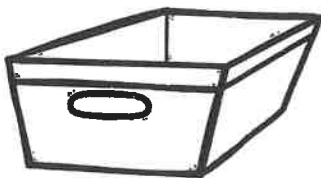







Run




Rhyming Word Match



Circle the picture in the row that rhymes with the picture in the box.





Making Rhymes



Fill in the blanks to create a set of words that rhyme with the word listed in the column on the left.

log

__og

__og

__og

__og

hen

__en

__en

__en

__en

hit

__it

__it

__it

__it

cap

__ap

__ap

__ap

__ap

hut

__ut

__ut

__ut

__ut

lip






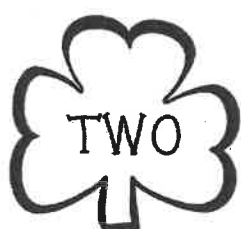

__ip

__ip

__ip





__ip

Practice Each Rhyme






Name:

Draw a line connecting each set of rhymes.









Name:

Draw a line connecting each set of rhymes.









Name:

Draw a line connecting each set of rhymes.



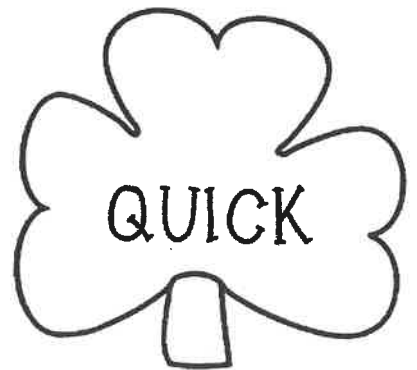


Name:

Color all of the clovers that rhyme with GOLD.











Name:

Color all of the clovers that rhyme with LUCK.








Name:

Color all of the clovers that rhyme with POT.





Name:

Write a RHYME under each word!




Name:

Write a RHYME under each word!




Name:

Write a RHYME under each word!



Name _____

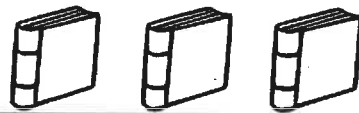


I Have a Book

I have a book. I will read my book. My book is red. I will take my time. I will share my book with Ted.



Read the passage three times.



1. What will I read?

- my book
- my car
- my watch

2. What color is my book?

- blue
- orange
- red

Write the word five times.


I I I I I

Name _____

see

I See a Cat

I see a cat. The cat can see the mouse. The cat will chase the mouse. The mouse does not see the cat. Do you see the cat?



Read the passage three times.



1. What do I see?

- a house
- a cat
- a dog

2. What does the cat see?

- a toy
- a tree
- a mouse

Write the word three times.

see

see

see

Name _____



He Will Run

He will run on the track. He will run fast. When he is done, he will eat a snack. Will you run with him?



Read the passage three times.



1. How will he run?

- slow
- away
- fast

2. What will he do when he is done?

- eat a snack
- take a nap
- sing a song

Write the word three times.

will

will

will

Name: _____


Jag the Dog

Jag is a good dog. He can wag his tail.
Jag has a rag with spots on it. Jag will
drag the rag up and down the yard.

1. What is Jag?
 - a rag
 - a bag
 - a dog
2. What does he have?
 - a rag
 - a rug
 - a rat
3. What will Jag do?
 - drag the rug
 - drag the rag
 - drag the cap
4. What can he do?
 - wag his tail
 - hold a flag
 - pack a bag



5. Draw Jag playing.



Name: _____

Cam and Pam


Cam and Pam are beavers. They cram logs and mud into a big pile to make a dam. Cam and Pam will live in the dam.

1. What are Cam and Pam?
 - bugs
 - bags
 - beavers


2. What can they do?
 - make a pile of logs
 - make a mess
 - make a pile of legs

3. What are they making?
 - a dim
 - a dot
 - a dam

4. Where will they live?
 - in the dam
 - in the tree
 - in the bin

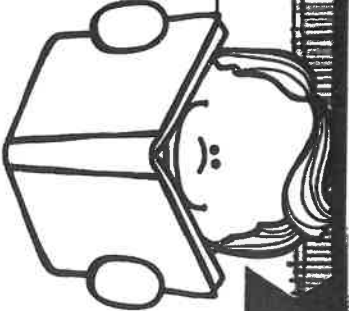


5. Draw Cam swimming.



Name _____

I Can **READ** and **COMPREHEND**




#1


SETTING THE STAGE

1. Do you play baseball?
2. What is your favorite sport?
3. What other games do you like?

VOCABULARY



hit



bat



ball



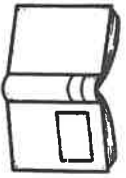
Name _____

#1

I Can READ and COMPREHEND

Jill can hit the ball. Her hat is red and her bat is big and brown. She looks at the ball and swings her bat. Wow! Look at the ball go fast! Did you see that?

COMPREHENSION QUESTIONS



What color is Jill's hat?



blue

red

Is her bat big or small?

big

small



Do **you think** Jill likes to play baseball? Why or why not?

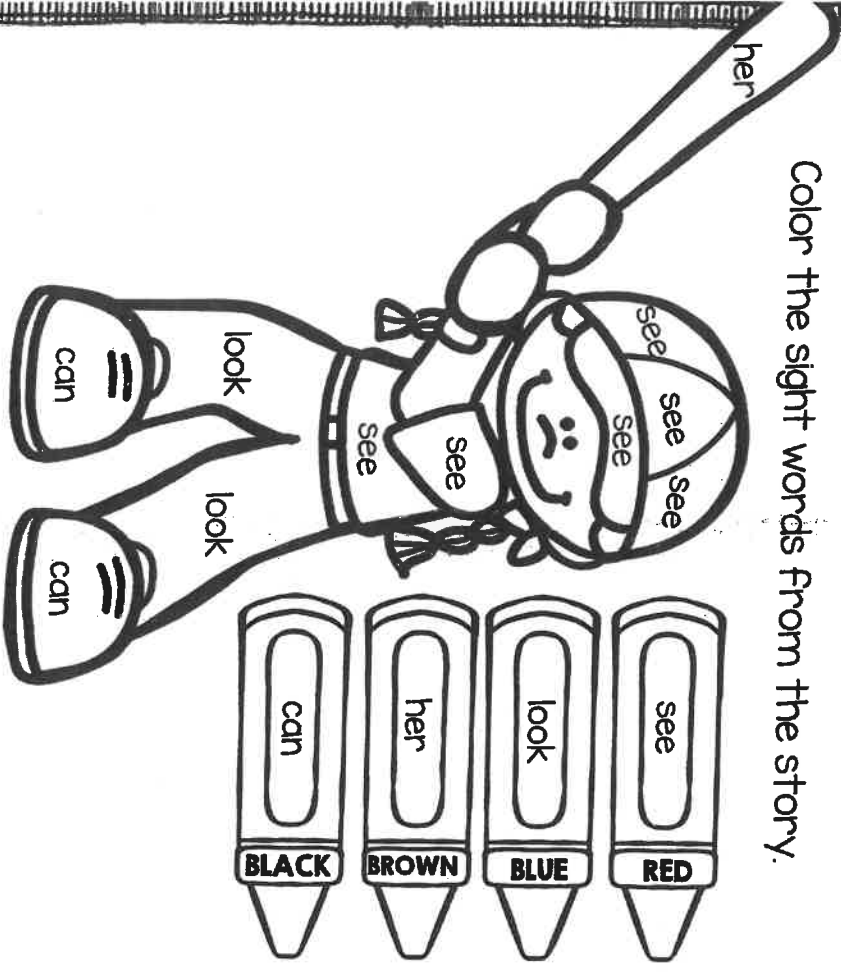
because

Name _____

#1

READ, SPELL and WRITE

Color the sight words from the story.



Unscramble and spell the vocabulary words from the story.

Write the word that completes the sentence.

bat | ball | hat

Jill swings the _____.

Her _____ is red.

She hits the _____.

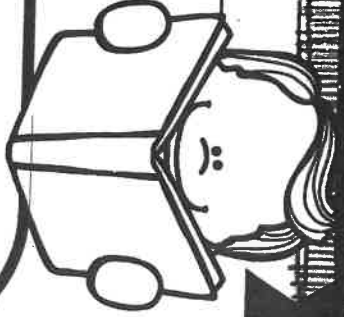
labl

ith

tafs

Name _____

I Can **READ** and **COMPREHEND**



Draw a picture of your favorite sport.

A large, empty rounded rectangular box with a thick black border, intended for the child to draw their favorite sport.

Write a sentence about your picture.






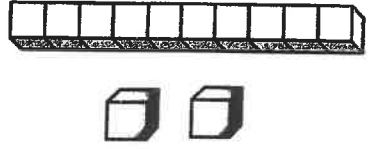


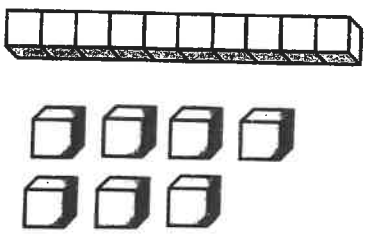


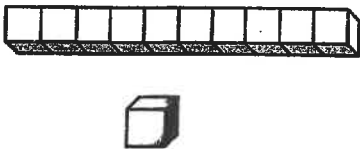





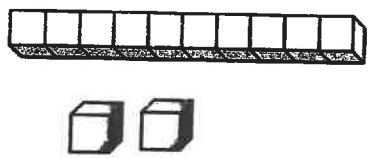


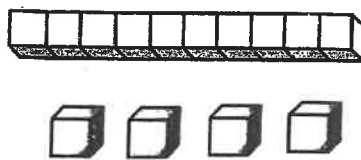
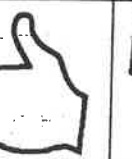

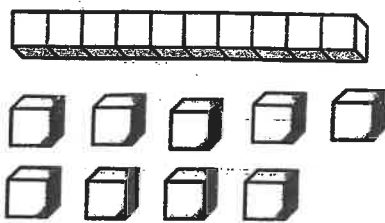


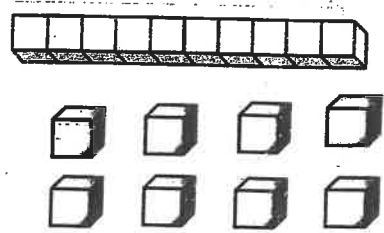
A set of handwriting practice lines consisting of a solid top line, a dashed middle line, and a solid bottom line.

Name: _____

Date: _____


PLACE VALUE

Directions: Count the base ten blocks. Color the thumbs up if the value matches the given number or color the thumbs down if the value does not match the given number.

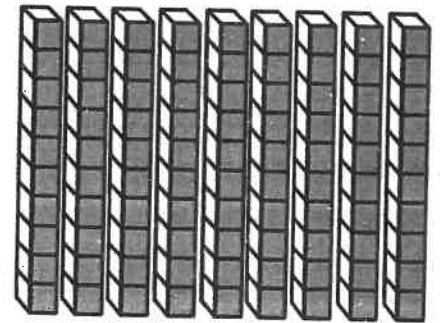

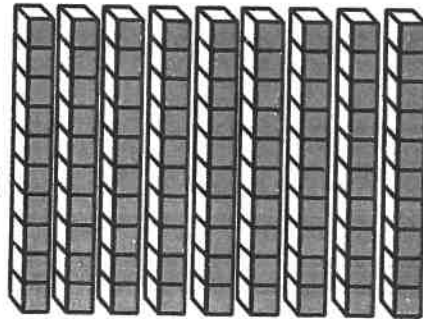
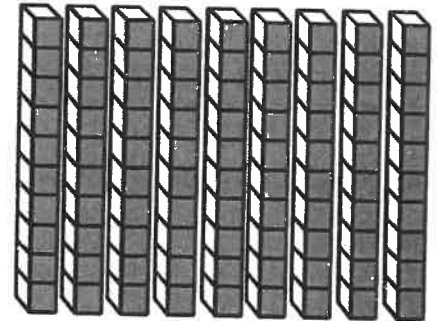

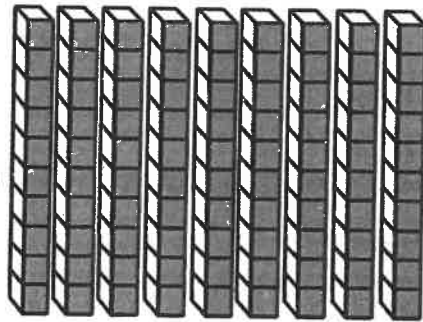
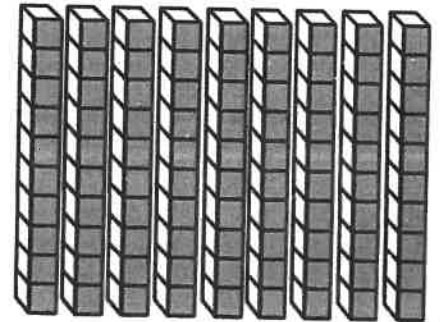
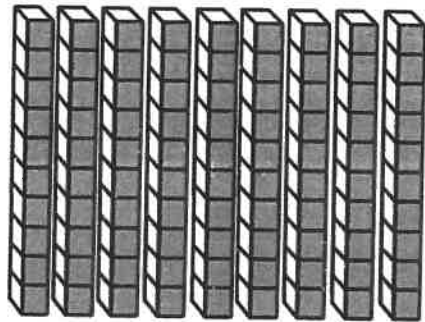
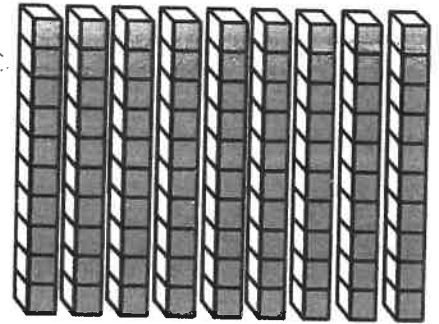

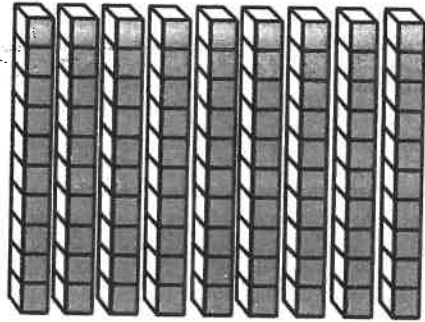
15   	11   	17   
13   	19   	12   
16   	14   	18   



Place Value Color In



Color the place value blocks to match the number in the mitten.

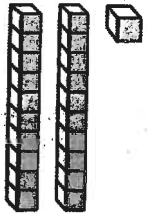


1.NBT.B.3

Name: _____

Comparing Numbers I

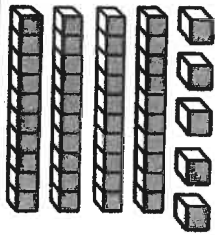
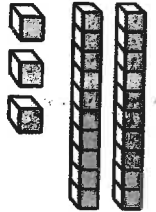
Write how many tens and ones. Compare the numbers. Write greater than, less than, or equal.



Tens	Ones



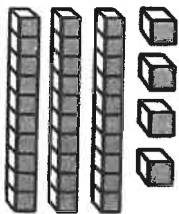
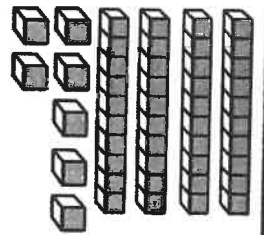
Tens	Ones



Tens	Ones



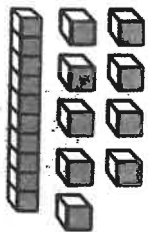
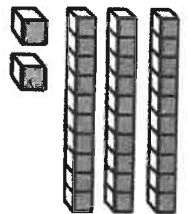
Tens	Ones



Tens	Ones



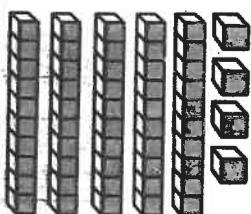
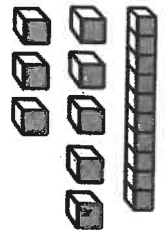
Tens	Ones



Tens	Ones



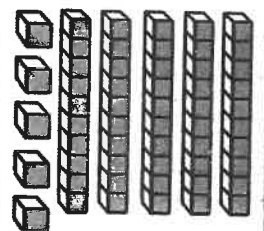
Tens	Ones







Tens	Ones







Tens	Ones







tens	ones
	
<input type="text"/>	

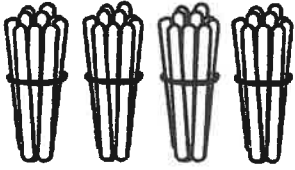

tens	ones
	
<input type="text"/>	

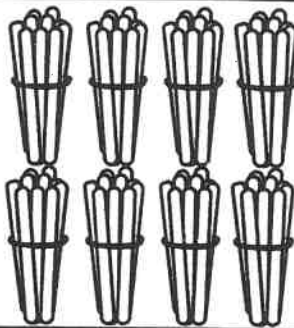

tens	ones
	
<input type="text"/>	

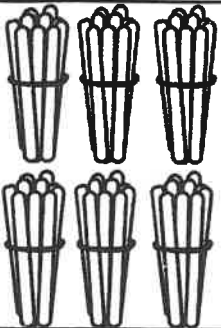

tens	ones
	
<input type="text"/>	

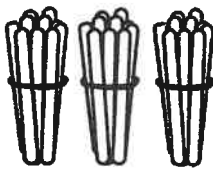

tens	ones
	
<input type="text"/>	

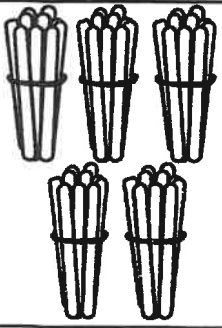

tens	ones
	
<input type="text"/>	



tens	ones
	

tens	ones
	

tens	ones
	


tens	ones
	

tens	ones
	

tens	ones
	

Name: _____

Word Problem



Read it:


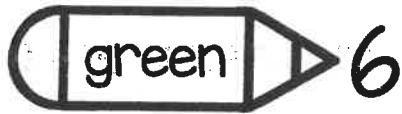
We had 4 pineapples and then mom bought 5 more. How many pineapples do we have now?

Draw it:

Answer it:

Name: _____

Color by Answer



1+7

5+3

4+4

2+1

2+6

3+4

1+3

2+2

4+4

2+2

1+3

1+2

1+2

1+6

5+2

7+1

1+4

2+3

5+1

2+2

3+1

3+5

4+2

7+1

1+5

4+2

4+2

3+3

2+4

2+4

3+3

2+6

3+3

6+2

1+5

1+7

5+1

3+5

2+5

5+2

6+1

4+3

2+5

3+4

Name: _____

Addition to 10



Use the jellybeans to help you solve the addition questions.

© My Teaching Pal

$$\begin{array}{r} 3 \\ + 3 \\ \hline \end{array}$$

$$\begin{array}{r} 6 \\ + 2 \\ \hline \end{array}$$

$$\begin{array}{r} 4 \\ + 1 \\ \hline \end{array}$$

$$\begin{array}{r} 2 \\ + 2 \\ \hline \end{array}$$

$$\begin{array}{r} 4 \\ + 3 \\ \hline \end{array}$$

$$\begin{array}{r} 3 \\ + 2 \\ \hline \end{array}$$

$$\begin{array}{r} 5 \\ + 3 \\ \hline \end{array}$$

$$\begin{array}{r} 2 \\ + 4 \\ \hline \end{array}$$

$$\begin{array}{r} 1 \\ + 6 \\ \hline \end{array}$$

$$\begin{array}{r} 5 \\ + 5 \\ \hline \end{array}$$

$$\begin{array}{r} 2 \\ + 5 \\ \hline \end{array}$$


$$\begin{array}{r} 3 \\ + 1 \\ \hline \end{array}$$

$$\begin{array}{r} 4 \\ + 4 \\ \hline \end{array}$$


$$\begin{array}{r} 8 \\ + 0 \\ \hline \end{array}$$

$$\begin{array}{r} 4 \\ + 5 \\ \hline \end{array}$$


$$\begin{array}{r} 7 \\ + 3 \\ \hline \end{array}$$



Name: _____



Sticky Facts



Color the addition facts that match the answer.

5

7

9

4

$3 + 3$

$4 + 3$

$5 + 4$

$2 + 3$

$3 + 2$

$5 + 2$

$3 + 6$

$2 + 2$

$2 + 4$

$4 + 2$

$5 + 5$

$3 + 1$

$4 + 1$

$2 + 5$

$4 + 3$


$1 + 3$

Name: _____


Gumball Tens



Draw more gumballs to make ten. Fill in the missing number in the equation.



$$4 + \square = 10$$




$$1 + \square = 10$$



$$5 + \square = 10$$




$$8 + \square = 10$$




$$2 + \square = 10$$



$$6 + \square = 10$$



$$9 + \square = 10$$



$$3 + \square = 10$$



$$7 + \square = 10$$

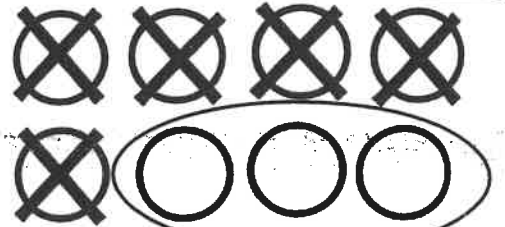
Name: _____ Date: _____

Subtraction

Directions: Read each equation. Draw counters to match the total number in the equation. Cross off to represent the number of counters being "taken away" and circle the remaining counters. Finally, write the difference to complete each equation.


Example

$$8 - 5 = \boxed{3}$$




1.

$$9 - 4 =$$



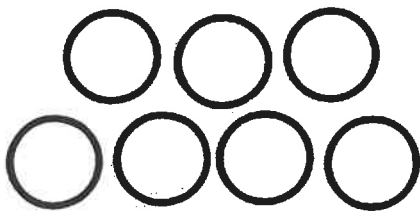
2.

$$10 - 8 =$$



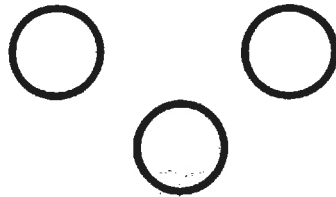
3.

$$7 - 7 =$$



4.

$$3 - 1 =$$




5.

$$6 - 5 =$$



6.


$$10 - 3 =$$



1.NBT.A.1

Name: _____

Snowball Order



Write the numbers from least to greatest.

59 72
13 25 84

○ ○ ○ ○ ○

63 98
27 15 41

○ ○ ○ ○ ○

35 90
64 57 16

○ ○ ○ ○ ○

43 61
88 15 30

○ ○ ○ ○ ○

52 19
43 91 17

○ ○ ○ ○ ○

37 58
87 12 99

○ ○ ○ ○ ○

Name: _____

Winter Number Words I

Read the number word and color the matching numeral.



7 8 6



3 6 2



4 6 5



4 2 5



4 1 2



5 7 9



6 8 9



4 7 9



2 7 10



3 10 9

Name: _____

Winter Number Words II

Read the number word and color the matching numeral.



Fifteen



12

15

14



Eleven



11

16

12



Fourteen



14

13

11



Twelve



13

12

14



Nineteen



18

17

19



Sixteen



14

16

19



Thirteen



13

15

14



Eighteen



11

15

18



Twenty



20

17

19



Seventeen






16

10

17






Comparing Numbers II

Color the mitten with the greater number.
Write the symbol for greater than, less than, or
equal in the circle.



Snowman Number Bonds

Complete each number bond.



I.MD.B.3

Name: _____

Winter Time I

Draw the hands on the clock to match the hour.



5:00



11:00



2:00



8:00



1:00




10:00



6:00



4:00



3:00



7:00



12:00



9:00

Name: _____


IMD.B.3

Winter Time III


Write the hour matching the time on each analog clock.




:




:



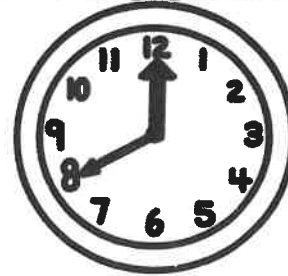

:




:



:



:




:




:




:



:



:



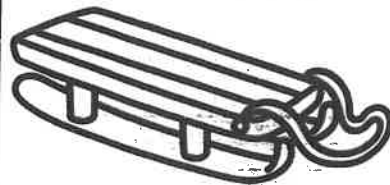

:

1.MD.A.2

Name: _____


Winter Measurement

Write the number of units for each Winter object.




Winter Measurement with Units

Color and write how many units each object is.




_____ units



_____ units


_____ units



_____ units



_____ units



_____ units