





SUPPLEMENTAL RESOURCE PACKET

MS. TAYLOR & MS. IVORY'S
PK – 3 CLASS


Student Name _____

The ants are marching one by one!
They are carrying the numbers from 1 to 10. Trace the numbers

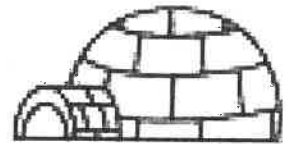


Find the Letters

Trace the letters. Then color in the circles that have the letters you traced.



is for
igloo



A grid of 50 circles containing letters for a dot-marker activity. The letters are arranged in five rows of ten circles each:

- Row 1: H, I, G, x, (blank), (blank), (blank), (blank), (blank), (blank)
- Row 2: D, V, c, i, O, (blank), (blank), (blank), (blank), (blank)
- Row 3: I, H, O, m, (blank), (blank), (blank), (blank), (blank), (blank)
- Row 4: h, e, I, t, H, (blank), (blank), (blank), (blank), (blank)
- Row 5: i, r, h, S, (blank), (blank), (blank), (blank), (blank), (blank)
- Row 6: Z, I, Q, H, I, (blank), (blank), (blank), (blank), (blank)

Look at each row of numbers.
Which number is missing in the **sequence**? Circle the answer.

1 2 4 5 3 9

4 6 7 5 2 4

3 4 5 3 6 8

7 9 10 3 1 8

5 6 8 7 6 2

Name _____

Jj


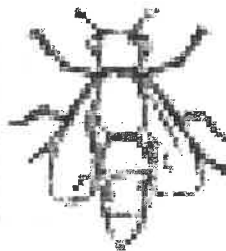

Circle all the uppercase Js.

K U J B
T J O N
J R J I
L J W D
J H V J

Circle all the lowercase js.


z j y k j
m j a r l
w g r j n
p j t j x
e j i a f

Color the pictures that begin with the J sound.




1 2 3 4 5 6 7 8 9 10


Circle 2 butterflies.




Circle 3 apples.



Circle 4 pears.



Circle 5 peaches.
















Name _____







Construction Patterns

Directions: Cut and paste to continue the patterns.

				
---	---	---	--	---

					
---	--	--	--	---	--

			
--	---	--	---

					
--	---	---	---	---	---

A Planning Playtime product. © 2019 by Amy Nielson




Name _____





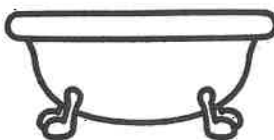
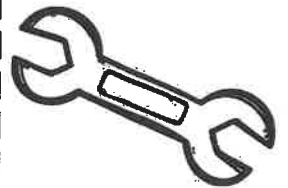

Construction Tools Sorting

Directions: Color, cut and paste the pictures in the correct box.



Tools

Not a Tool





Name _____

Construction Alphabet

Directions: Cut and paste the letters in the boxes.

A		B		C	
D		E		F	
G		H		I	
J		K		L	






A Planning Playtime product. © 2019 by Amy Nielson


f	k	a	d	c	j
g	h	l	i	b	e

Name _____

Construction Tracing

Directions: Trace the lines. Color the pictures.





Name _____

Construction


Alphabet

Directions: Cut and paste the letters in the boxes.

M		N		O	
P		Q		R	
S		T		U	
V		W		X	

A Planning Playtime product. ©2019 by Amy Nielson


v	s	q	n	o	t
u	x	m	p	r	w



Name _____

Construction Counting


Directions: Count the items. Fill in the correct circle



3

1

2



3

5

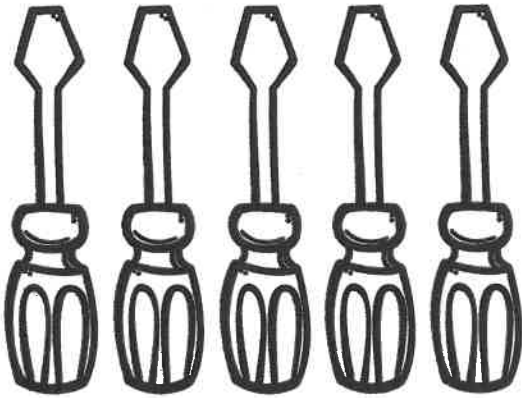
4



6

4

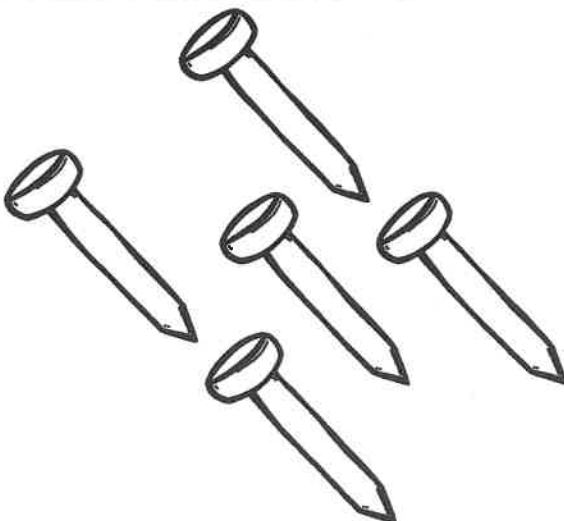
3



3

1


2



6

5

4



3

2

4

Name _____



Letters or Numbers

Directions: Fill the circles with letters in them.

a

2

5

T

P

E

9

3

m

1

i

H

7


R

4

8


x

v



Name _____

Construction Counting



Directions: Count the cones. Write the number. Color the pictures.

7 traffic cones arranged in a row. To the right is a large empty square box for writing the count.

6 traffic cones arranged in a row. To the right is a large empty square box for writing the count.

9 traffic cones arranged in a row. To the right is a large empty square box for writing the count.

6 traffic cones arranged in a row. To the right is a large empty square box for writing the count.

8 traffic cones arranged in a row. To the right is a large empty square box for writing the count.

Name _____

Color by Number

Directions: Use the code to color the picture.

1 - white

4 - black


2 - blue

5 - red

3 - grey

6 - green

7 - yellow










Name _____

Construction Letters

Directions: Color the signs with a matching letter.





Name _____





Construction Counting

Directions: Count the cones. Write the number. Color the pictures.

	<input data-bbox="1341 510 1568 785" type="text"/>
--	--

	<input data-bbox="1341 831 1568 1106" type="text"/>
--	---

	<input data-bbox="1341 1157 1568 1432" type="text"/>
--	--

	<input data-bbox="1341 1476 1568 1751" type="text"/>
---	--


	<input data-bbox="1341 1797 1568 2072" type="text"/>
---	--




Name _____

Beginning Sounds Tools


Directions: Color the pictures. Circle the beginning sound.




t
b



p
c



l
s




h
m



n
t





s
r



Name _____

Tracing Numbers

Directions: Count and trace the numbers. Color the pictures.








Name _____

Construction Letters

Directions: Color the signs with a matching letter.



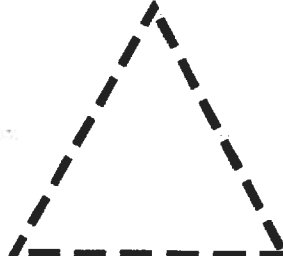
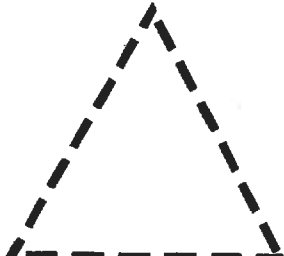






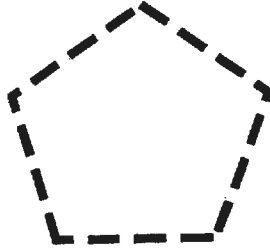
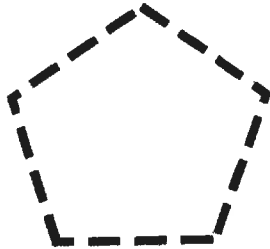
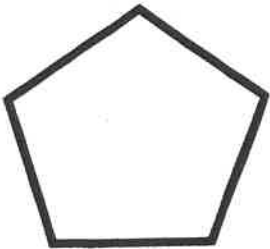












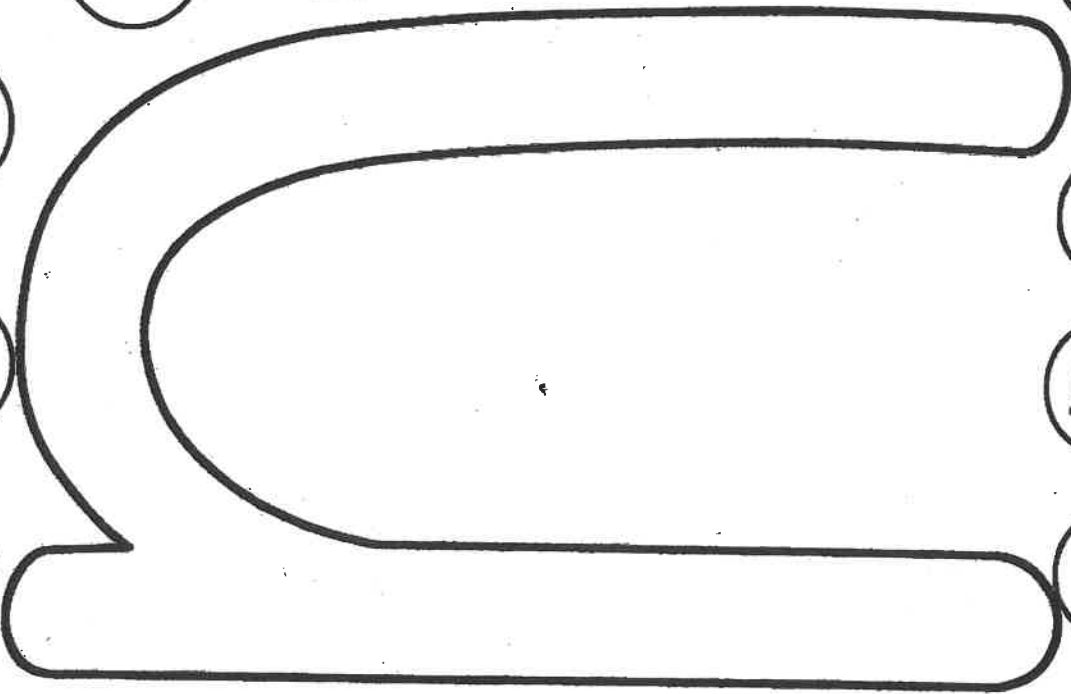
Name _____



Building shapes

Directions: Trace the shapes. Color the pictures.





U

B

U

L

U

U

C

U

A

P

U

K

M

U

U

G

V

U

D

J

N

U

F

Y

U

Z

X

U

O

U

E

I

U

U

H

U

W

U

U

U